



DCA15SPXU4F Generator

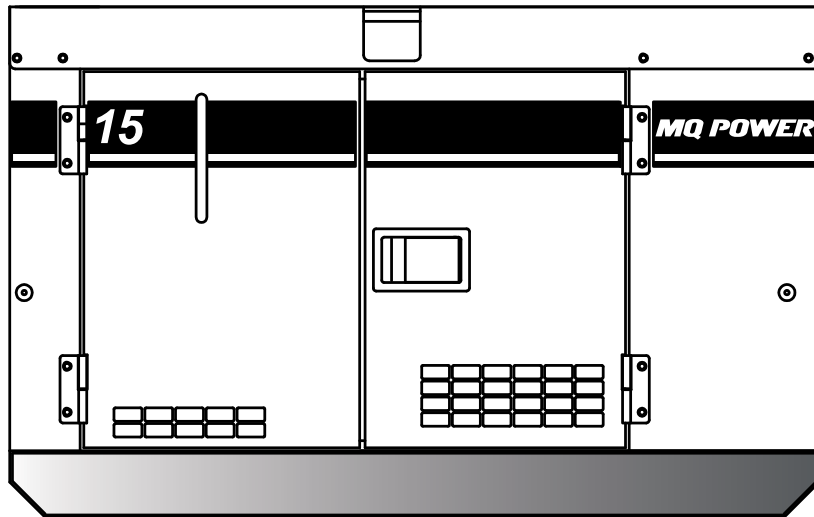
UnitedGenerator.com
sales@unitedgenerator.com 707-332-0703
call or text to order

WhisperWatt™

Prime Rating — 14 kW (14 kVA)

Standby Rating — 14.7 kW (14.7 kVA)

Single-Phase, 60 Hertz, 1.0 PF



STANDARD FEATURES

- Heavy duty, 4-cycle, direct injection, heated crankcase vent, turbocharged diesel engine provides maximum reliability.
- EPA emissions certified — Tier 4 final emissions compliant.
- Single-side Maintenance Design — Quick, direct access to all filters. External fluid drain extensions allow fast, easy service. Ideal for confined applications.
- Automatic safety shutdown system monitors the water temperature, engine oil pressure, battery charge. Warning lights indicate abnormal conditions.
- Electronic Governor Control — isochronous control, maintains frequency to within $\pm 0.25\%$ from no load to full load.
- Full load acceptance of standby nameplate rating in a single step.
- Sound attenuated, weather resistant, steel housing provides operation at 64 dB(A) at 23 feet. Fully lockable enclosure allows safe unattended operation.
- E-coat and powder coat paint provides durability and weather protection.
- Internal fuel tank — Holds 16.4 gallons (62 liters).
- Brushless generator design — reduces service and maintenance requirements.
- Complete Power Panel — Output terminal lugs and single phase receptacles allow fast and convenient hookup for most applications including temporary power boxes, tools and lighting equipment. All are NEMA standard.
- Complete generator analog instrumentation including voltage regulator control, ammeter phase selector switch, voltmeter phase selector switch, AC voltmeter, AC ammeter, frequency meter, panel light, key switch and circuit breaker.
- Main Line Circuit Breaker — OSHA and NEC compliant, 70 amp rating.



DCA15SPXU4F

Generator

UnitedGenerator.com
sales@unitedgenerator.com 707-332-0703
call or text to order

SPECIFICATIONS

Generator Specifications	
Design	Revolving field, self-ventilated drip-proof, single bearing
Armature Connection	Series
Excitation	Brushless with AVR
Phase	Single Phase (3-wire)
Standby Output	14.7 KW (14.7 KVA)
Prime Output	14 KW (14 KVA)
Rated Voltage	120/240V
Power Factor	1.0
Voltage Regulation (No load to full load)	±0.5%
Generator RPM	1800
Frequency	60 Hz
Winding Pitch	5/6
No. of Poles	4
Frequency Regulation: No Load to Full Load	Isochronous under varying loads from no load to 100% rated load
Frequency Regulation: Steady State	±0.25% of mean value for constant loads from no load to full load.
Insulation	Class F
Sound Level dB(A) Full load at 23 feet	64

Engine Specifications	
Make / Model	Kubota / D1503
Emissions	Tier 4
Starting System	Electric
Design	4-cycle, water cooled, direct injection
Displacement	91.47 in ³ (1,499 cc)
No. cylinders	3
Bore x Stroke	3.23 x 3.63 in. (83 x 92.4 mm)
Gross Engine Power Output	24.8 hp (18.5 kW)
HP at Rated Speed	18.4 hp (13.7 kW)
Compression Ratio	21.6:1
Engine Speed	1800 rpm
Oil Capacity	1.48 gallons (5.6 liters)
Coolant Capacity	1.85 gallons (7.0 liters)
Starting System	Electric
Battery	12V 70Ah x 1

Fuel System		
Recommended Fuel	ASTM-D975-No.1 & No.2-D*	
Fuel Tank Capacity	16.4 gallons (62 liters)	
Fuel Consumption	gph	lph
At full load	1.09	4.1
At 3/4 load	0.80	3.0
At 1/2 load	0.64	2.4
At 1/4 load	0.41	1.6

* Use ultra-low sulfur diesel fuel

Exhaust System	
Gas Flow (full load)	109.1 cfm (3.09 m ³ /min)
Gas Temperature	1005.8 °F (541 °C)

Amperage	
Rated Voltage	Max Amps
120 Volt (UNV Terminals)	58.3 X 2
240 Volt (UNV Terminals)	58.3
120 Volt (GFCI 5-20R Receptacle)	20
120 Volt (L5-30R Receptacle)	30
240 Volt (L6-30R Receptacle)	30
120/240 Volt (CS6369 Receptacle)	50

WARRANTY*

Kubota Engine

12 months from date of purchase with unlimited hours or 24 months and prior to the accumulation of 2000 hours (whichever occurs first).

Generator

24 months from date of purchase or 2000 hours (whichever occurs first).

Trailer

12 months excluding normal wear items.

*Refer to the express written, one-year limited warranty sheet for additional information.

NOTICE

Specifications sheet is subject to change and is not intended for use in installation design.



DCA15SPXU4F Generator

UnitedGenerator.com
sales@unitedgenerator.com 707-332-0703
call or text to order

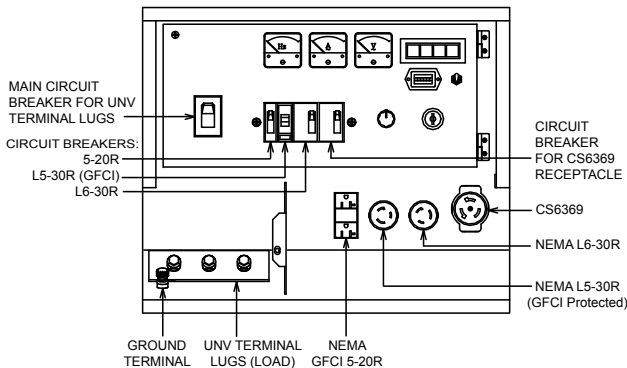
MQ POWER DECIBEL LEVELS

Our soundproof housing allows substantially lower operating noise levels than competitive designs. WhisperWatts™ are at home on construction sites, in residential neighborhoods, and at hospitals — just about anywhere.

- 90 — Subway / truck traffic
- 80 — Average city traffic
- 70 — Inside car at 60 mph
— WhisperWatt™ at 23 feet
- 60 — Air conditioner at 20 feet
- 50 — Normal conversation



Generator Output Panel



OPTIONAL FEATURES

- **Automatic Start/Stop Control** — Automatically starts and monitors generator during power failure when used in conjunction with a transfer switch.
- **Jacket Water Heater** — For easy starting in cold climates.
- **Solid State Battery Charger** — Provides fully automatic and self-adjusting charging to the generator's battery system.
- **Fuel/Water Separator** — Effectively separates damaging condensation from fuel.
- **Emergency Stop Switch** — When manually activated shuts down generator in the event of an emergency
- **Single Wall or Double Wall Sub-base Fuel Tanks** — Additional fuel cell for extended run time. Available in a variety of configurations.
- **Trailer Mounted Package** — Highway legal trailer with single axle configuration. Extra capacity fuel tank is also available.

OPTIONAL CONTROL FEATURES

- **Audible Alarm** alerts operator of abnormal conditions.

OPTIONAL FUEL CELL FEATURES

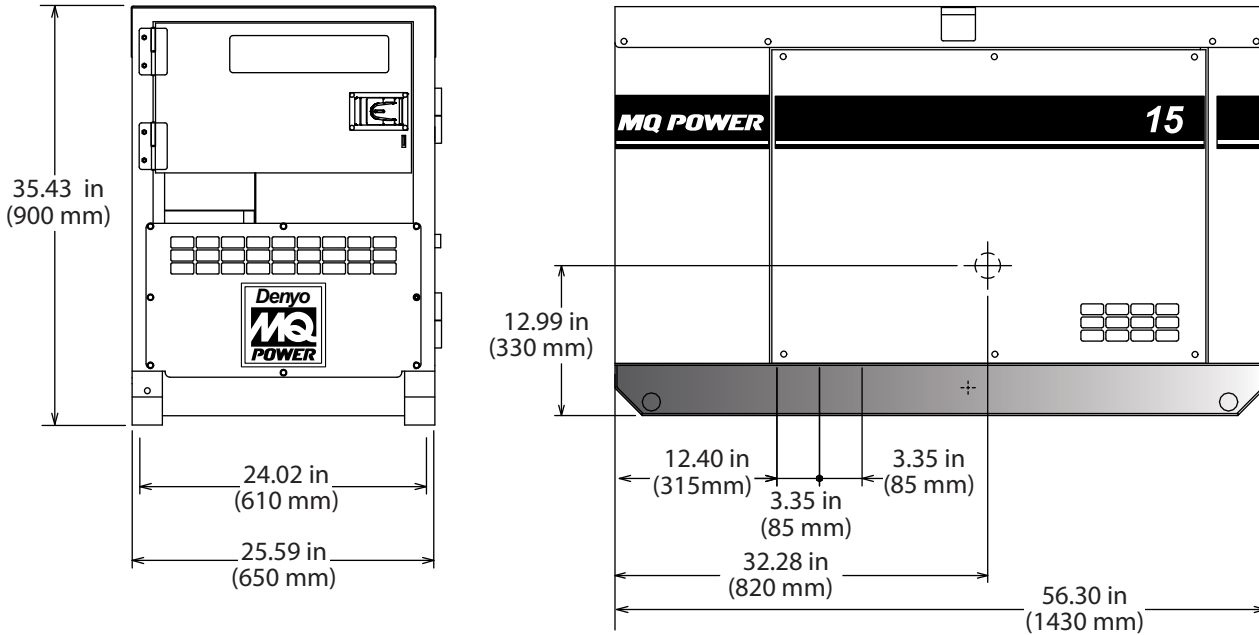
- **Sub-base Fuel Cells (double wall)** — additional fuel cell for extended runtime operation. Contains a leak sensor, low fuel level switch, and a secondary containment tank. UL142 listed.
- 12 hours of minimum run time.
- 24 hours of minimum run time.



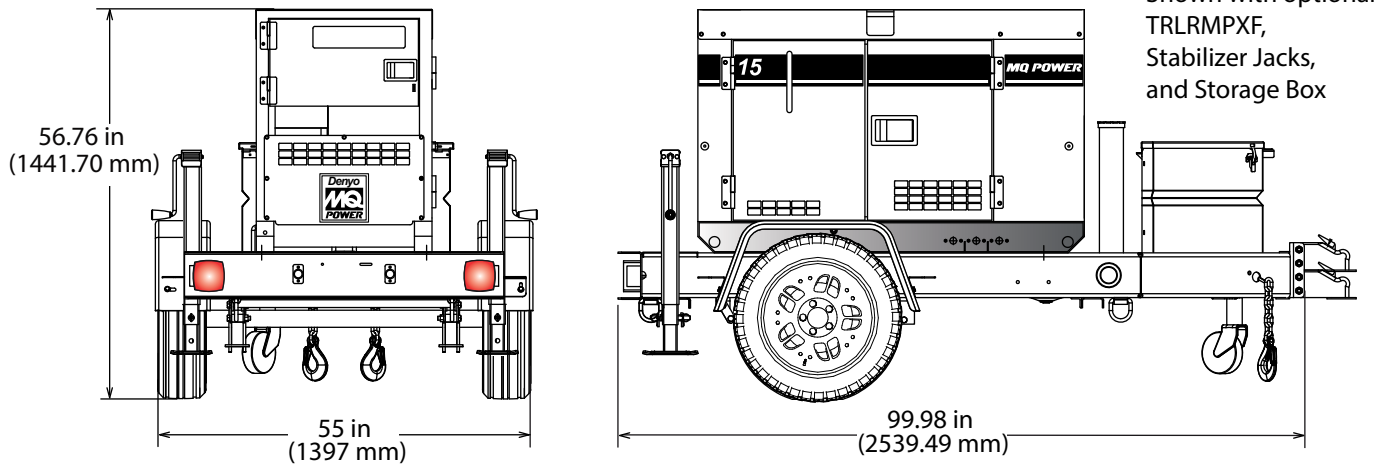
DCA15SPXU4F Generator

UnitedGenerator.com
sales@unitedgenerator.com
707-332-0703 call or text to order

SKID-MOUNT DIMENSIONS



TRAILER-MOUNT DIMENSIONS



DCA15SPXU4F Weights*

Dry Weight	1,179 lbs. (535 kg)
Wet Weight	1,367 lbs. (620 kg)
Max. Lifting Point Capacity	2200 lbs. (997 kg)

* Weights do not include options.

DCA15SPXU4F and TRLRMPXF Weights*

Dry Weight (with TRLRMPXF)	1,687 lbs. (765 kg)
Wet Weight (with TRLRMPXF)	1,875 lbs. (850 kg)

Generator can be placed on MQ Trailer Models TRLRMP, TRLRMPXF and TRLR75XF2.

NOTICE

Features and Specifications are subject to change without notice.



MULTIQUIP
6141 Katella Avenue Suite 200
Cypress, CA 90630
310-537-3700
E-MAIL: mq@multiquip.com
WEBSITE: www.multiquip.com